







Forever® Exterior Paint + Primer

DB7300 Series – Semi-Gloss

Product Data Sheet

COVERAGE:  400 sq. ft./gal (smooth) 125 - 300 sq. ft./gal (rough surface)	DRY TIME (@77°F, 50% R.H.):  Touch: 1 hour Recoat: 4 hours	APPLICATION:  Brush: nylon/polyester Roller: 1/4" - 1/2" synthetic nap Spray (Airless): 2000 PSI Tip .015"-.019"	CLEAN UP:  Warm soapy water
---	--	--	---

Features <ul style="list-style-type: none"> • Paint + Primer with UV-Blocking Technology keeps your home protected from harsh rays while providing excellent hide, adhesion and fade resistance • Paint + Primer features early resistance to moisture and dew • 100% acrylic enamel provides a durable coating to withstand cracking & peeling • 35° low-temperature application extends your painting season • Backed by an unconditional satisfaction, lifetime warranty

Where To Use Use on properly prepared exterior siding and trim of previously painted or bare vinyl, aluminum, masonry, stucco, wood, galvanized metal and primed steel. Not recommended for metal roofs.
--

Recommended Systems <p>The Paint + Primer feature enables Forever® coating to be applied directly to most previously painted or uncoated bare vinyl, aluminum, masonry, stucco wood, galvanized metal and primed steel without the use of a separate primer.</p> <p>Previously Painted Surfaces:</p> <ul style="list-style-type: none"> • Use Forever® Exterior Paint + Primer to spot prime bare areas, allow to dry, then paint entire surface • 1-2 coats of Forever™ Exterior Paint + Primer <p>Bare Surfaces: Vinyl, Aluminum, Masonry, Stucco, Wood, Galvanized Metal and Primed Steel:</p> <ul style="list-style-type: none"> • 1-2 coats of Forever® Exterior Paint + Primer • The first coat of Forever® Exterior Paint + Primer serves as a priming coat and the second coat provides final appearance and performance. <p>Severely Stained/Bleeding Surfaces:</p> <ul style="list-style-type: none"> • Extreme household stains, watermarks, wood knots, bleeding woods such as cedar and redwood, or other surfaces where paint adhesion or stain suppression is a particular problem, use an appropriate primer. • 1-2 coats of Forever® Exterior Paint + Primer
--

Technical Data <table> <tr> <td>Vehicle:</td> <td>100% Acrylic</td> </tr> <tr> <td>Finish:</td> <td>35-50 units @ 60°</td> </tr> <tr> <td>Flash Point:</td> <td>N/A</td> </tr> <tr> <td>Weight Solids*:</td> <td>51% ± 2%</td> </tr> <tr> <td>Volume Solids*:</td> <td>40% ± 2%</td> </tr> <tr> <td>Weight per gallon*:</td> <td>10.3 lb/gal</td> </tr> <tr> <td>VOC:</td> <td><50 g/L as per 40 CFR 59.406</td> </tr> <tr> <td>Film Thickness:</td> <td>@ 4 mils wet; 1.6 mils dry</td> </tr> <tr> <td>Sizes:</td> <td>Quart, Gallon, Five Gallon</td> </tr> </table>	Vehicle:	100% Acrylic	Finish:	35-50 units @ 60°	Flash Point:	N/A	Weight Solids*:	51% ± 2%	Volume Solids*:	40% ± 2%	Weight per gallon*:	10.3 lb/gal	VOC:	<50 g/L as per 40 CFR 59.406	Film Thickness:	@ 4 mils wet; 1.6 mils dry	Sizes:	Quart, Gallon, Five Gallon
Vehicle:	100% Acrylic																	
Finish:	35-50 units @ 60°																	
Flash Point:	N/A																	
Weight Solids*:	51% ± 2%																	
Volume Solids*:	40% ± 2%																	
Weight per gallon*:	10.3 lb/gal																	
VOC:	<50 g/L as per 40 CFR 59.406																	
Film Thickness:	@ 4 mils wet; 1.6 mils dry																	
Sizes:	Quart, Gallon, Five Gallon																	

*Product data calculated on Ultra White

Surface Prep

WARNING! Removal of old paint by sanding, scraping or other means may generate dust or fumes that contain lead. Exposure to lead dust or fumes may cause brain damage or other adverse health effects, especially in children or pregnant women. Controlling exposure to lead or other hazardous substances requires the use of proper protective equipment, such as a properly fitted respirator (NIOSH approved) and proper containment and cleanup. For more information, call the National Lead Information Center at 1-800-424-LEAD (In US) or contact your local health authority.

Surface Preparation: Remove surface contaminants with an appropriate cleaner, rinse thoroughly and allow to dry. Remove peeled or damaged paint. Sand glossy surfaces dull. Seal stains with the appropriate primer. Caulk around windows, doors and other openings after spot priming bare surfaces. Knots and some woods, such as redwood and cedar, contain a high amount of tannin, a colored wood extract. If applied to these unpainted woods, the first coat of paint may show some staining, but it will be trapped in the first coat. A second coat will uniform the appearance. If staining persists, spot prime severe areas with a stain-blocking primer. **Previously Painted:** Spot prime bare areas, allow to dry and paint entire surface. **Unpainted:** Prime the surface with this product before applying the finish coat. Some specific surfaces require specialized treatment. **Vinyl Siding:** Repaint vinyl siding with a color similar to the original color to avoid excess heat absorption and to prevent buckling or warping. **Concrete, Stucco, Masonry, Block, Cement Composition Siding:** All new surfaces must be cured. Remove all form release and curing agents. If the pH is higher than 8, prime with a masonry primer. Rough surfaces may be smoothed with block filler. Cracks, voids and other holes should be repaired with an elastomeric patch or sealant. For drastic color changes or deep, vivid colors, prime with this product or an appropriate tintable primer for your optimal color accuracy and coverage.

Clean Mildew From the Surface:

Mildew is a fungus that looks like dirt, but won't wash off. Mildew must be removed before painting or it will grow through any new coat of paint. To remove mildew or suspected mildew, scrub surface before painting with a commercial mildew remover or a solution of 1-part liquid chlorine bleach to 3 parts water. Rinse thoroughly. Avoid contact with skin and eyes. Protect skin and eyes by wearing rubber gloves and eye goggles when working with bleach solution.

The information and recommendations set forth in this Product Data Sheet are based upon tests conducted by or on behalf of Dutch Boy Paints. Information and recommendations set forth herein are subject to change and pertain to the product offered at the time of publication. Consult your Dutch Boy Paint Retailer or sales representative to obtain the most recent Product Data Sheet.

Application

Application: Stir paint thoroughly. Intermix containers for uniformity. When air temperature is 35°F, substrates may be colder; prior to painting, check to be sure the air, surface and material temperatures are above 35°F and at least 5°F above the dew point. Avoid using if rain or snow is expected within 4 hours. Do not apply when air or surface temperatures may drop below 35°F within 48 hours. On large expanses of metal siding, the air, surface and material temperatures must be 50°F or higher. No reduction necessary. Apply with a premium-quality brush, a synthetic roller cover or airless spray (2000 PSI, .015"-.019" tip). Some deep or bright colors, surface conditions and application techniques may impact coverage and require multiple coats to achieve your optimal coverage. For additional application tips go to dutchboy.com.

Clean Up/Disposal

Clean up with warm, soapy water. Do not pour unused contents down the drain. Consult with local authorities for proper method of disposal and recycling.

Maintenance

Freshly painted surfaces may be washed after 30 days. Clean with mild, non-abrasive, non-oily cleanser and water.

Cautions

DB73009: CONTAINS 1-Methyl-2-Pyrrolidone. CONTAINS MATERIAL THAT MAY CAUSE ADVERSE REPRODUCTIVE EFFECTS AND MAY ADVERSELY AFFECT THE DEVELOPING FETUS BASED ON ANIMAL DATA.

ALL: Use only with adequate ventilation. To avoid overexposure, open windows and doors or use other means to ensure fresh air entry during application and drying. If you experience eye watering, headaches, or dizziness, increase fresh air, or wear respiratory protection (NIOSH approved) or leave the area. Avoid contact with eyes and skin. Wash hands after using. Keep container closed when not in use. Do not transfer contents to other containers for storage. **FIRST AID:** In case of eye contact, flush thoroughly with large amounts of water. Get medical attention if irritation persists. If swallowed, call Poison Control Center, hospital emergency room, or physician immediately. **WARNING:** This product contains chemicals known to the State of California to cause cancer and birth defects or other reproductive harm. **DO NOT TAKE INTERNALLY. KEEP OUT OF THE REACH OF CHILDREN.**