







# Forever® Interior Paint + Primer

DB752 Series – Flat  
DB755 Series – Eggshell  
DB756 Series – Satin  
DB757 Series – Semi-Gloss

## Product Data Sheet

<b>COVERAGE:</b>  400 sq. ft./gal (smooth) 125 - 300 sq. ft./gal (rough surface)	<b>DRY TIME (@77°F, 50% R.H.):</b>  <b>Touch: 1 hour</b> <b>Recoat: 4 hours</b>	<b>APPLICATION:</b>  Brush: nylon/polyester Roller: 1/4" - 1/2" synthetic nap Spray (Airless): 2000 psi Tip .015"-.019"	<b>CLEAN UP:</b>  <b>Warm soapy water</b>
-----------------------------------------------------------------------------------------------------------------------------------------------------------------------	------------------------------------------------------------------------------------------------------------------------------------------------------------------------	-------------------------------------------------------------------------------------------------------------------------------------------------------------------------------------------------------------------	---------------------------------------------------------------------------------------------------------------------------------

<b>Features</b> <ul style="list-style-type: none"> <li>• Contains odor-eliminating technology</li> <li>• Advanced stain-resistance</li> <li>• Exceptional hide &amp; stain-resistance</li> <li>• Mildew-resistant formula</li> <li>• Achieved GREENGUARD® Gold Certification for indoor air quality</li> <li>• Backed by an unconditional satisfaction, lifetime warranty</li> </ul>
--------------------------------------------------------------------------------------------------------------------------------------------------------------------------------------------------------------------------------------------------------------------------------------------------------------------------------------------------------------------------------------

<b>Technical Data</b>	
<b>Vehicle:</b>	Ethylene-vinyl-Acetate
<b>Finish:</b>	Flat 0-6 units @ 85° Eggshell 10-20 units @ 85° Satin 25-35 units @ 60° Semi-Gloss 40-50 units @ 60°
<b>Flash Point:</b>	N/A
<b>Weight Solids*:</b>	Flat 54% ± 2% Eggshell 54% ± 2% Satin 51% ± 2% Semi-Gloss 50% ± 2%
<b>Volume Solids*:</b>	Flat 39% ± 2% Eggshell 38% ± 2% Satin 39% ± 2% Semi-Gloss 38% ± 2%
<b>Weight per gallon:</b>	Flat 11.1 lbs/gal Eggshell 11.1 lbs/gal Satin 10.5 lbs/gal Semi-Gloss 10.4 lbs/gal
<b>VOC:</b>	VOC <50 g/L as per 40 CFR 59.406
<b>Film Thickness:</b>	Flat @ 4 mils wet; 1.73 mils dry Eggshell @ 4 mils wet; 1.86 mils dry Satin @ 4 mils wet; 1.67 mils dry Semi-Gloss @ 4 mils wet; 1.66 mils dry
<b>Sizes:</b>	Quart, Gallon, Five Gallon
*Product data calculated on Ultra White	

<b>Where To Use</b> Properly prepared interior walls, trim and ceilings of previously painted or bare drywall, plaster, masonry, wood and primed metal.
------------------------------------------------------------------------------------------------------------------------------------------------------------

<b>Recommended Systems</b> The Paint + Primer feature enables Forever® coating to be applied directly to most previously painted or uncoated drywall, plaster, masonry and non-bleeding wood without the use of a separate primer. <p><b>Previously Painted Surfaces:</b></p> <ul style="list-style-type: none"> <li>• Use Forever® Paint + Primer to spot prime bare areas, allow to dry, then paint entire surface.</li> <li>• 1-2 coats of Forever® Paint + Primer</li> </ul> <p><b>Bare Surfaces: Drywall, Plaster, Masonry, Non-Ferrous Metal, and Wood:</b></p> <ul style="list-style-type: none"> <li>• 1-2 coats of Forever® Paint + Primer</li> <li>• The first coat of Forever® Paint + Primer serves as a priming coat and the second coat provides final appearance and performance.</li> </ul> <p><b>Severely Stained/Bleeding Surfaces:</b></p> <ul style="list-style-type: none"> <li>• Extreme household stains, watermarks, wood knots, bleeding woods such as cedar and redwood, or other surfaces where paint adhesion or stain suppression is a particular problem, use an appropriate primer.</li> <li>• 1-2 coats of Forever® Paint + Primer</li> </ul>
----------------------------------------------------------------------------------------------------------------------------------------------------------------------------------------------------------------------------------------------------------------------------------------------------------------------------------------------------------------------------------------------------------------------------------------------------------------------------------------------------------------------------------------------------------------------------------------------------------------------------------------------------------------------------------------------------------------------------------------------------------------------------------------------------------------------------------------------------------------------------------------------------------------------------------------------------------------------------------------------------------------------------------------------------------------------------------------------------------------------------------------------------------------------------------

## Surface Prep

**WARNING!** Removal of old paint by sanding, scraping or other means may generate dust or fumes that contain lead. Exposure to lead dust or fumes may cause brain damage or other adverse health effects, especially in children or pregnant women. Controlling exposure to lead or other hazardous substances requires the use of proper protective equipment, such as a properly fitted respirator (NIOSH approved) and proper containment and cleanup. For more information, call the National Lead Information Center at 1-800-424-LEAD (In US) or contact your local health authority.

Thoroughly clean the surface and allow to dry. Remove wallpaper and loose, peeling paint. Scrape and sand peeled or damaged paint. Sand glossy surfaces dull. **Drywall:** Fill cracks and holes with patching paste and sand smooth. **Plaster, Masonry, Block:** New surfaces must cure at least 30 days. Fill rough surfaces if desired. **Wood:** Sand to a fresh surface. Patch imperfections with wood filler. **Priming:** This product can be used to prime patched areas, unpainted surfaces and lightly stained areas before applying it as the finish coat. For best results on heavily stained areas, use a coat of an appropriate stain-blocking primer. For drastic color changes or deep, vivid colors, prime with this product or an appropriate tintable primer for your optimal color accuracy and coverage.

### Clean Mildew From the Surface:

Mildew is a fungus that looks like dirt, but won't wash off. Mildew must be removed before painting or it will grow through any new coat of paint. To remove mildew or suspected mildew, scrub surface before painting with a commercial mildew remover or a solution of 1-part liquid chlorine bleach to 3 parts water. Rinse thoroughly. Avoid contact with skin and eyes. Protect skin and eyes by wearing rubber gloves and eye goggles when working with bleach solution.

## Application

Stir paint thoroughly. Intermix containers for uniformity. Apply product when surface, air and product temperatures are between 50-90°F. Apply with a premium-quality brush, a synthetic roller cover or airless spray (2000 PSI, .015"-.019" tip). Thinning not required. Paint the ceiling first, then walls and trim. For roller application, cover approximately a 2' x 2' area using an "N" pattern. Finish with light roller strokes in one direction. Some deep or bright colors, surface conditions and application techniques may impact coverage and require multiple coats to achieve your optimal coverage. For additional application tips go to [dutchboy.com](http://dutchboy.com).

The information and recommendations set forth in this Product Data Sheet are based upon tests conducted by or on behalf of Dutch Boy Paints. Information and recommendations set forth herein are subject to change and pertain to the product offered at the time of publication. Consult your Dutch Boy Paint Retailer or sales representative to obtain the most recent Product Data Sheet.

## Clean Up/Disposal

Clean up with warm, soapy water. Do not pour unused contents down the drain. Consult with local authorities for proper method of disposal and recycling.

## Maintenance

Freshly painted surfaces may be washed after 30 days. Clean with mild, non-abrasive, non-oily cleanser and water.

## Cautions

Use only with adequate ventilation. To avoid overexposure, open windows and doors or use other means to ensure fresh air entry during application and drying. If you experience eye watering, headaches, or dizziness, increase fresh air, or wear respiratory protection (NIOSH approved) or leave the area. Avoid contact with eyes and skin. Wash hands after using. Keep container closed when not in use. Do not transfer contents to other containers for storage. **FIRST AID:** In case of eye contact, flush thoroughly with large amounts of water. Get medical attention if irritation persists. If swallowed, call Poison Control Center, hospital emergency room, or physician immediately. **WARNING:** This product contains chemicals known to the State of California to cause cancer and birth defects or other reproductive harm. **DO NOT TAKE INTERNALLY. KEEP OUT OF THE REACH OF CHILDREN.**

15 (1/10)