







Transparent Exterior Stain + Sealer

DBE810000
DBE810010
DBE810020
DBE810030

Product Data Sheet

COVERAGE:  300-400 sq. ft./gal (smooth) 150 - 250 sq. ft./gal (rough surface)	DRY TIME (@77°F, 50% R.H.):  Touch: 2-4 hours Recoat: 2-4 hours	APPLICATION:  Brush: nylon/polyester Roller: 3/8" - 1/2" synthetic nap Exterior Stain Pad Spray (Airless): 0.013-0.015" tip at 1000-1500 psi	CLEAN UP:  Warm soapy water
--	---	--	---

Features

- Dutch Boy Transparent Exterior Stain + Sealer provides a hint of color to enhance the beauty of the natural wood grain
- 100% acrylic formula repels rain in 4 hours
- Dirt and scuff-resistant to preserve wood's natural beauty
- Mold- and mildew- resistant finish
- Blows UV rays to slow wood graying and splintering
- Low temperature application down to 35°F
- 4-year protection on decks, 6 years on fences & siding

Where To Use

New or reconditioned wood decks, porches, outdoor furniture, sheds, gazebos, steps, railings, fences and siding.

Recommended Systems

Dutch Boy Exterior Stain + Sealer adds color while providing extended all-weather protection to exterior wood surfaces.

A one-coat application is recommended, if a second coat is desired, allow 2-4 hours drying time before recoating.

Technical Data

Vehicle:	100 % Acrylic
Pigment Type:	Trans Oxide
Viscosity:	56-62 KU
Weight Solids:	Natural Pine: 29.8% Natural Cedar: 29.6% Natural Walnut: 31.2% Natural Redwood: 29.9%
Volume Solids:	Natural Pine: 23% Natural Cedar: 23% Natural Walnut: 24% Natural Redwood: 23.2%
Weight per gallon:	Natural Pine: 9.02 lbs/gal Natural Cedar: 9 lbs/gal Natural Walnut: 9.09 lbs/gal Natural Redwood: 9.01 lbs/gal
VOC:	VOC/COV: < 100 g/L as per 40 CFR 59.406
Sizes:	1 gallon-128 oz/gal
*DO NOT TINT	

Regulatory Compliance

Current as of: 12/07/2021	SCAQMD- Yes CARB 2000 SCM- Yes CARB 2007 SCM- Yes OTC/LADCO- Yes US National- Yes
----------------------------------	---

Surface Prep

WARNING! Removal of old paint by sanding, scraping or other means may generate dust or fumes that contain lead. Exposure to lead dust or fumes may cause brain damage or other adverse health effects, especially in children or pregnant women. Controlling exposure to lead or other hazardous substances requires the use of proper protective equipment, such as a properly fitted respirator (NIOSH approved) and proper containment and cleanup. For more information, call the National Lead Information Center at 1-800-424-LEAD (In US) or contact your local health authority.

In order to be effective, a stain must be able to penetrate. Be sure surface is free of all dirt, mildew stains, loose wood fibers, peeling coatings and other foreign matter. Surfaces must be sound and may be dry or damp. If damp, the wood should be free of puddles and not feel wet. Prepare previously stained or weathered surfaces by cleaning with an exterior wood cleaner. On untreated weathered surfaces, it is best to pressure wash, but at minimum, scrubbing with a stiff bristle brush and wood brightener, then rinsing with a garden hose should be done to completely remove all loose or gray wood fibers. If removing additional loose wood fibers is necessary, sanding with 60 or 80 grit paper may be required.

Do not apply in direct sunlight, to hot surfaces or when air or surface temperature is below 35 °F (1.6 °C) or may fall below 35 °F (1.6 °C) for 24 hours after application. Can be applied to both damp and dry wood. Do not stain if rain is expected within 4 hours after staining. Do not intermix with any other products. Do not thin. Protect containers from freezing. **FOR EXTERIOR USE ONLY.**

Any mildew stains present on the surface prior to application should be removed with an exterior wood cleaner. Mildew stains are not caused by the coating, nor do they represent coating failure. This product contains agents that inhibit the growth of mildew on the coating's film.

Extractive bleeding is not caused by the coating, nor is it a coating failure

Application

The appearance of the finish will vary depending on the porosity and color of the wood surface. To ensure desired appearance and proper drying time, always finish a small test area before proceeding.

Apply with nylon or polyester brushes, high-quality roller, stain pads or professional spray equipment. When rolling or spraying, always back-brush immediately. To ensure desired appearance and proper drying time, always finish a small test area before proceeding. Do not overapply. Shake and stir thoroughly before and during use. If project requires more than 1 container, blend all containers together to ensure uniformity. Apply to small sections at a time (1-3 boards); start at one edge of the board and work end-to-end, following through to the end of the boards to avoid lap marks.

A one-coat application is recommended, if a second coat is desired, allow 2-4 hours drying time before recoating.

Clean Up/Disposal

Clean up with warm, soapy water. Do not freeze. Keep container closed when not in use. Do not transfer contents to other containers for storage or disposal. In case of spills, absorb with inert material such as sand or kitty litter. Dispose of empty container or unused portion in accordance with local, state and federal regulations.

Return To Service

Dries in 4 hours for light foot traffic on horizontal surfaces in normal conditions. For best results apply above 50°F (10°C). Allow 24 hours for full cure and return to full service. Rain and moisture resistant after 4 hours.

Cautions

Use only with adequate ventilation. To avoid overexposure, open windows and doors or use other means to ensure fresh air entry during application and drying. If you experience eye watering, headaches, or dizziness, increase fresh air, or wear respiratory protection (NIOSH approved) or leave the area. Avoid contact with eyes and skin. Wash hands after using. Keep container closed when not in use. Do not transfer contents to other containers for storage. FIRST AID: In case of eye contact, flush thoroughly with large amounts of water. Get medical attention if irritation persists. If swallowed, call Poison Control Center, hospital emergency room, or physician immediately. WARNING: This product contains chemicals known to the State of California to cause cancer and birth defects or other reproductive harm. DO NOT TAKE INTERNALLY. KEEP OUT OF THE REACH OF CHILDREN

The information and recommendations set forth in this Product Data Sheet are based upon tests conducted by or on behalf of Dutch Boy Paints. Information and recommendations set forth herein are subject to change and pertain to the product offered at the time of publication. Consult your Dutch Boy Paint Retailer or sales representative to obtain the most recent Product Data Sheet.