







Dura Weather 1000 Flat 100% Acrylic Enamel

DB40007 Series – Ultra White
DB40004 Series – Light/Base B
DB40009 Series – Accent/Base D

Product Data Sheet

COVERAGE:  Up to 400 sq ft/gallon depending on surface texture and porosity	DRY TIME (@77°F, 50% R.H.):  Touch: 1 hour Recoat: 4 hours	APPLICATION:  Brush: Premium quality synthetic Roller: 3/8" – 1/2" synthetic nap Spray (Airless): 2000 PSI Tip: .015"-.021"	CLEAN UP:  Warm, soapy water
--	--	---	---

Features

- Excellent hide & durability
- Resists cracking & peeling
- 35°F low-temp application
- Outstanding color & sheen uniformity
- Spray, roll or brush on
- Soap & water cleanup

Surface Prep

WARNING! If you scrape, sand or remove old paint, you may release lead dust. LEAD IS TOXIC. EXPOSURE TO LEAD DUST CAN CAUSE SERIOUS ILLNESS, SUCH AS BRAIN DAMAGE, ESPECIALLY IN CHILDREN. PREGNANT WOMEN SHOULD ALSO AVOID EXPOSURE. Wear a NIOSH-approved respirator to control lead exposure. Clean up carefully with a HEPA vacuum and a wet mop. Before you start, find out how to protect yourself and your family by contacting the National Lead Information Hotline at 1-800-424-LEAD or log on to www.epa.gov/lead.

Surface Preparation: Remove surface contaminants with an appropriate cleaner, rinse thoroughly and allow to dry. Remove peeled or damaged paint. Sand glossy surfaces dull. Seal stains with the appropriate primer. Caulk around windows, doors and other openings after spot priming bare surfaces. Knots and some woods, such as redwood and cedar, contain a high amount of tannin, a colored wood extract. If applied to these unpainted woods, the first coat of paint may show some staining, but it will be trapped in the first coat. A second coat will uniform the appearance. If staining persists, spot prime severe areas with a stain-blocking primer. **Previously Painted:** Spot prime bare areas, allow to dry and paint entire surface. **Unpainted:** Prime with appropriate Dutch Boy® primer. Some specific surfaces require specialized treatment. **Vinyl Siding:** Repaint vinyl siding with a color similar to the original color to avoid excess heat absorption and to prevent buckling or warping. **Concrete, Stucco, Masonry, Block, Cement Composition Siding:** All new surfaces must be cured. Remove all form release and curing agents. If the pH is higher than 8, prime with a masonry primer. Rough surfaces may be smoothed with block filler. Cracks, voids and other holes should be repaired with an elastomeric patch or sealant. For drastic color changes or deep, vivid colors, prime with this product or an appropriate tintable primer for your optimal color accuracy and coverage.

Where To Use

Properly prepared exterior surfaces of wood, hardboard, aluminum siding, vinyl siding, masonry, brick, stucco, cement composition panels and metal. Not for use on floors.

Technical Data

Vehicle:	Acrylic resin
Finish:	0-10 units @ 85°
Flash Point:	205°F
Weight Solids:	53 ± 2%
Volume Solids:	39 ± 2%
Weight per gallon:	10.83 lbs/gal
VOC:	less than 50 grams per litre as per 40 CFR 59.406
Film Thickness:	4.0 mils wet; 1.5 mils dry
Sizes:	1 Gallon; 5 Gallon

Clean Mildew from the Surface: Mildew is a fungus that looks like dirt but won't wash off. Mildew must be removed before painting, or it will grow through any new coat of paint. To remove mildew or suspected mildew, scrub surface before painting with a commercial mildew remover following manufacturer's safety instructions.

DW1000FLT

Application

Application: Stir paint thoroughly. Intermix containers to ensure uniform color. Apply only when paint, surface and air temperatures are 35-90°F (2-32°C) during application and drying time. Do not paint if temperatures are expected to be below 35°F (2°C) within 48 hours of application or when heavy dew or precipitation is expected in the next 2.5 hours. Brush: Use a premium-quality synthetic brush. Roller: 3/8-1/2 inch nap, premium-quality synthetic cover. Airless Spray: 2000 PSI, 0.015-0.021" tip. These recommendations are a starting point only. Due to variability in sprayers, we recommend testing your spray pattern and flow before proceeding. If spraying large surfaces, be sure to back-brush or roll immediately after spraying.

Clean Up/Disposal

Cleanup/Disposal: Clean up with warm, soapy water. Do not pour unused contents down the drain. Consult with local authorities for proper method of disposal and recycling.

Cautions

Use only with adequate ventilation. To avoid overexposure, open windows and doors or use other means to ensure fresh air entry during application and drying. If you experience eye watering, headaches, or dizziness, increase fresh air, or wear respiratory protection (NIOSH approved) or leave the area. Adequate ventilation required when sanding or abrading the dried film. If adequate ventilation cannot be provided wear an approved particulate respirator (NIOSH approved). Follow respirator manufacturer's directions for respirator use. Avoid contact with eyes and skin. Wash hands after using. Keep container closed when not in use. Do not transfer contents to other containers for storage. FIRST AID: In case of eye contact, flush thoroughly with large amounts of water. Get medical attention if irritation persists. If swallowed, call Poison Control Center, hospital emergency room, or physician immediately. DELAYED EFFECTS FROM LONG TERM OVEREXPOSURE. Abrading or sanding of the dry film may release crystalline silica which has been shown to cause lung damage and cancer under long term exposure. WARNING: This product contains chemicals known to the State of California to cause cancer and birth defects or other reproductive harm. DO NOT TAKE INTERNALLY. KEEP OUT OF THE REACH OF CHILDREN.

16 (1/10)

The information and recommendations set forth in this Product Data Sheet are based upon tests conducted by or on behalf of Dutch Boy Paints. Information and recommendations set forth herein are subject to change and pertain to the product offered at the time of publication. Consult your Dutch Boy Paint Retailer or sales representative to obtain the most recent Product Data Sheet.