





**COVERAGE:**  
 Up to 400 sq ft/gallon depending on surface texture and porosity

**DRY TIME (@77°F, 50% R.H.):**  
 Touch: 1 hour  
 Recoat: 4 hours  
 Light foot traffic: 24 hours

**APPLICATION:**  
 Brush: Premium-Quality Polyester  
 Roller: 1/4" – 1/2" Synthetic Nap  
 Spray (Airless): 2000 PSI  
 Tip: .017"-.021"

**CLEAN UP:**  
 Warm, soapy water

## Features

- Paint + Primer with Maximum Surface Protection & Durability
- Resists Cracking, Peeling and Scuffing
- Protects from Fading and Weathering
- Tintable to 1300+ Dutch Boy Colors
- Provides a Mold- and Mildew-Resistant Finish
- Ideal for Covered Porches, Basement Floors and Concrete Block Walls

## Where To Use

Properly prepared interior and exterior wood, concrete or primed metal. Ideal for use on porches, basement floors, concrete block walls, stairs, breezeways, indoor and covered outdoor floors. Not for use on exterior wood decks, garage floors, other automobile parking areas, or as a waterproofer.

## Technical Data\*

<b>Vehicle:</b>	100% Acrylic
<b>Finish:</b>	20-30 units @ 60°
<b>Flash Point:</b>	N/A
<b>Weight Solids:</b>	48% ±2%
<b>Volume Solids:</b>	37% ±2%
<b>Weight per gallon:</b>	10.0 lbs/gal
<b>VOC:</b>	< 50 g/L as per 40 CFR 59.406
<b>Film Thickness:</b>	4.0 mils wet; 1.5 mils dry
<b>Sizes:</b>	Quart, 1 Gallon, 5 Gallon

\*Technical Data Calculated on Satin, Ultra White

## Surface Prep

**WARNING!** If you scrape, sand or remove old paint, you may release lead dust. LEAD IS TOXIC. EXPOSURE TO LEAD DUST CAN CAUSE SERIOUS ILLNESS, SUCH AS BRAIN DAMAGE, ESPECIALLY IN CHILDREN. PREGNANT WOMEN SHOULD ALSO AVOID EXPOSURE. Wear a NIOSH-approved respirator to control lead exposure. Clean up carefully with a HEPA vacuum and a wet mop. Before you start, find out how to protect yourself and your family by contacting the National Lead Information Hotline at 1-800-424-LEAD or log on to [www.epa.gov/lead](http://www.epa.gov/lead).

**Surface Preparation:** Surfaces must be clean, dry and dull prior to application. Thoroughly clean the surface and allow to dry. Remove loose, peeling paint. Scrape and sand peeled or damaged paint. Sand glossy surfaces dull. All dust should be removed. In certain cases, a specialty primer and/or multiple coats of this product may be needed. **Wood:** Sand to a fresh surface. Patch imperfections with wood filler and prime entire surface with this product before applying the finish coat. Heavily stained areas, including tannin stains on wood, may require Dutch Boy® Multi-Surface Stain-Blocking Primer. **Concrete:** All new surfaces must be cured according to the supplier's recommendations — usually about 30 days. Remove all form release and curing agents. Rough surfaces can be filled to provide a smooth surface. Cracks, voids and other holes should be repaired with an elastomeric patch or sealant. Prime the entire surface with this product before applying the finish coat. **Previously Painted Surfaces:** Spot prime bare areas with this product, allow to dry and paint entire surface. See technical data page for additional surface prep.

**Clean Mildew from the Surface:** Mildew is a fungus that looks like dirt but won't wash off. Mildew must be removed before painting, or it will grow through any new coat of paint. To remove mildew or suspected mildew, scrub surface before painting with a commercial mildew remover following manufacturer's safety instructions.

# Application

Stir paint thoroughly before and during use. Intermix containers for uniformity. Apply with a premium-quality polyester brush, roller or airless sprayer. Apply a liberal coat of paint uniformly, working well into the surface. Apply at temperatures above 40°F. Prior to painting, check to be sure the air, surface and material temperatures are above 40°F and at least 5°F above the dew point. Avoid using if rain or snow is expected within 2-3 hours. Air and surface temperatures must not drop below 40°F for 48 hours after application. Some deep or bright colors, surface conditions and application techniques may impact coverage and require multiple coats to achieve your optimal coverage. For additional application tips go to [dutchboy.com](http://dutchboy.com).

# Cautions

White/Base A - Satin;  
Light/Base B - Satin;  
Battleship Gray - Satin;

CRYSTALLINE SILICA  
ZINC

Use only with adequate ventilation. To avoid overexposure, open windows and doors or use other means to ensure fresh air entry during application and drying. If you experience eye watering, headaches, or dizziness, increase fresh air, or wear respiratory protection (NIOSH approved) or leave the area. Adequate ventilation required when sanding or abrading the dried film. If adequate ventilation cannot be provided wear an approved particulate respirator (NIOSH approved). Follow respirator manufacturer's directions for respirator use. Avoid contact with eyes and skin. Wash hands after using. Keep container closed when not in use. Do not transfer contents to other containers for storage.

FIRST AID: In case of eye contact, flush thoroughly with large amounts of water. Get medical attention if irritation persists. If swallowed, call Poison Control Center, hospital emergency room, or physician immediately.

DELAYED EFFECTS FROM LONG TERM OVEREXPOSURE. Abrading or sanding of the dry film may release crystalline silica which has been shown to cause lung damage and cancer under long term exposure.

WARNING: This product contains chemicals known to the State of California to cause cancer and birth defects or other reproductive harm.

DO NOT TAKE INTERNALLY. KEEP OUT OF THE REACH OF CHILDREN.

# Clean Up/Disposal

Clean up with warm, soapy water. Do not pour unused contents down the drain. Consult with local authorities for proper method of disposal and recycling.

# Cautions

Accent/Base D - Satin;  
White/Base A - Semi-Gloss;  
Light/Base B - Semi-Gloss;  
Accent/Base D - Semi-Gloss;  
Battleship Gray - Semi-Gloss;  
White/Base A - Gloss;  
Light/Base B - Gloss;  
Accent/Base D - Gloss;  
Battleship Gray - Gloss;

CRYSTALLINE SILICA

Use only with adequate ventilation. To avoid overexposure, open windows and doors or use other means to ensure fresh air entry during application and drying. If you experience eye watering, headaches, or dizziness, increase fresh air, or wear respiratory protection (NIOSH approved) or leave the area. Adequate ventilation required when sanding or abrading the dried film. If adequate ventilation cannot be provided wear an approved particulate respirator (NIOSH approved). Follow respirator manufacturer's directions for respirator use. Avoid contact with eyes and skin. Wash hands after using. Keep container closed when not in use. Do not transfer contents to other containers for storage.

FIRST AID: In case of eye contact, flush thoroughly with large amounts of water. Get medical attention if irritation persists. If swallowed, call Poison Control Center, hospital emergency room, or physician immediately.

DELAYED EFFECTS FROM LONG TERM OVEREXPOSURE. Abrading or sanding of the dry film may release crystalline silica which has been shown to cause lung damage and cancer under long term exposure.

WARNING: This product contains chemicals known to the State of California to cause cancer and birth defects or other reproductive harm.

DO NOT TAKE INTERNALLY. KEEP OUT OF THE REACH OF CHILDREN.

DBPRCHFLR